

Nationals 2014 Stage 24: Naughty or Nice

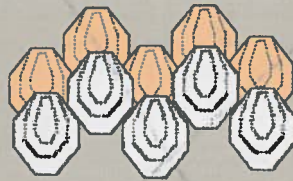
RULES: USPSA rule book, Latest Edition

COURSE DESIGNER: Jim Meade

START POSITION: Standing in the shooting area facing down range, heels touching the rear fault line. Handgun is loaded and holstered.

STAGE PROCEDURE: On signal engage all targets from shooting area as visible.

| | | |
|-----------------|---------------------|-------------------------------------|
| SCORING: | SCORING: | Virginia, 10 rounds, 50 points |
| | TARGETS: | 5 Classic |
| | SCORED HITS: | Best 2 per paper |
| | START-STOP: | Audible - Last shot |
| | PENALTIES: | Per current edition USPSA rule book |



NOTES:

STAGE# 1 22 ROUNDS

Pop, Swingers, DT's

Comstock STRINGS 1

10 PAPER 2 STEEL

Hands on X's

PCC: Muzzle touching wall at X's, ON-SAFE

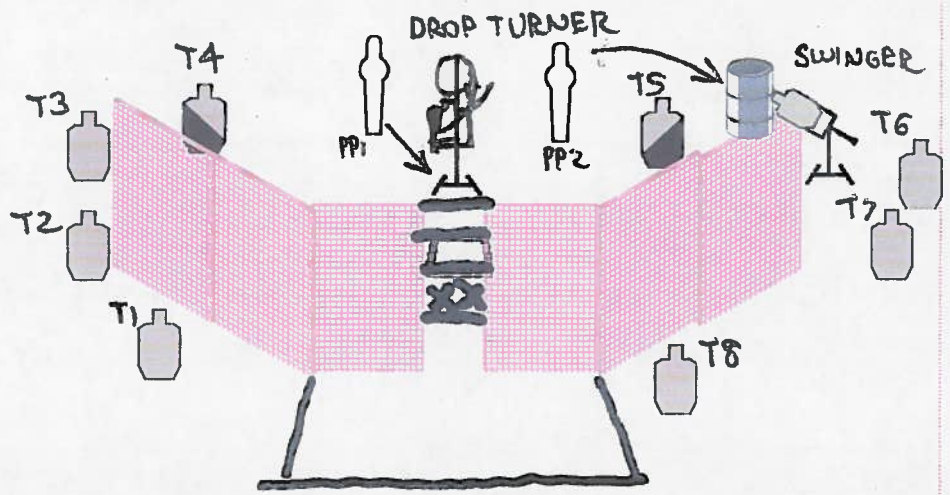
PROCEDURE:

On signal, engage targets as visible from within fault lines

STAGE SETUP NOTES:

Set up swinger so barrel blocks target from view before activation

POP, SWINGER, DT'S



~~Sept 10~~ / Page 6

Sept 10

Holland

Bay 3

Tight Shots

RULES: Practical Shooting Handbook, Latest Edition **COURSE DESIGNER:** Tom Palmer

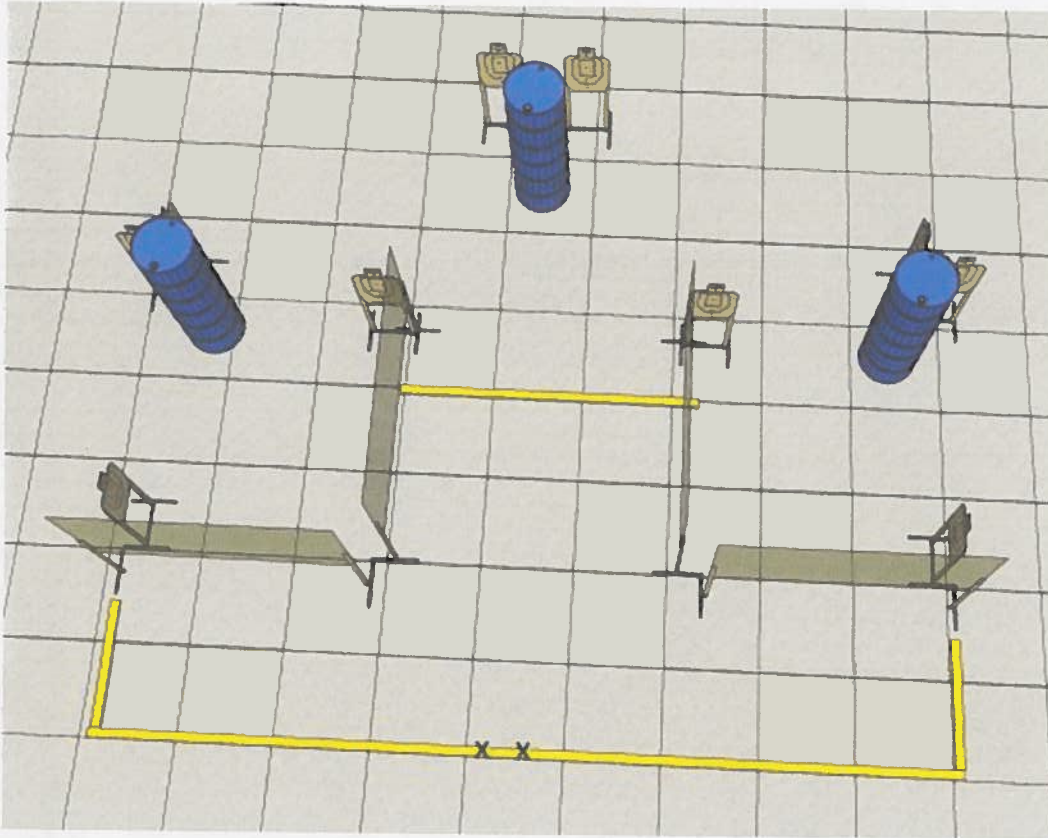
START POSITION: Standing in shooting area, heels on marks. Gun is **UNLOADED** and holstered per 8.1.3.

STAGE PROCEDURE

On signal engage targets as they become visible from within the fault lines.

SCORING

SCORING: Comstock, 20 rounds, 100 points
TARGETS: 10 Metric
SCORED HITS: 2 Best per Metric
START-STOP: Audible - Last shot
PENALTIES: Per current rulebook



SETUP NOTES:

RO NOTES:

Sept sturg R5



RULES: USPSA Handgun Competition Rules, current edition **COURSE DESIGNER:** 1911 Single Stack Design Team

START POSITION: Standing in shooting area behind table, hands naturally at sides, loaded firearm and extra ammo on table.

STAGE PROCEDURE

String 1: On signal, engage targets with only two rounds each.

String 2: On signal, engage each target with only two rounds each.

Both strings will start with gun on the table. All ammo for the stage will be on the table. Gun is not to be propped up in any manner. All rounds must be fired from within the shooting area.

SCORING

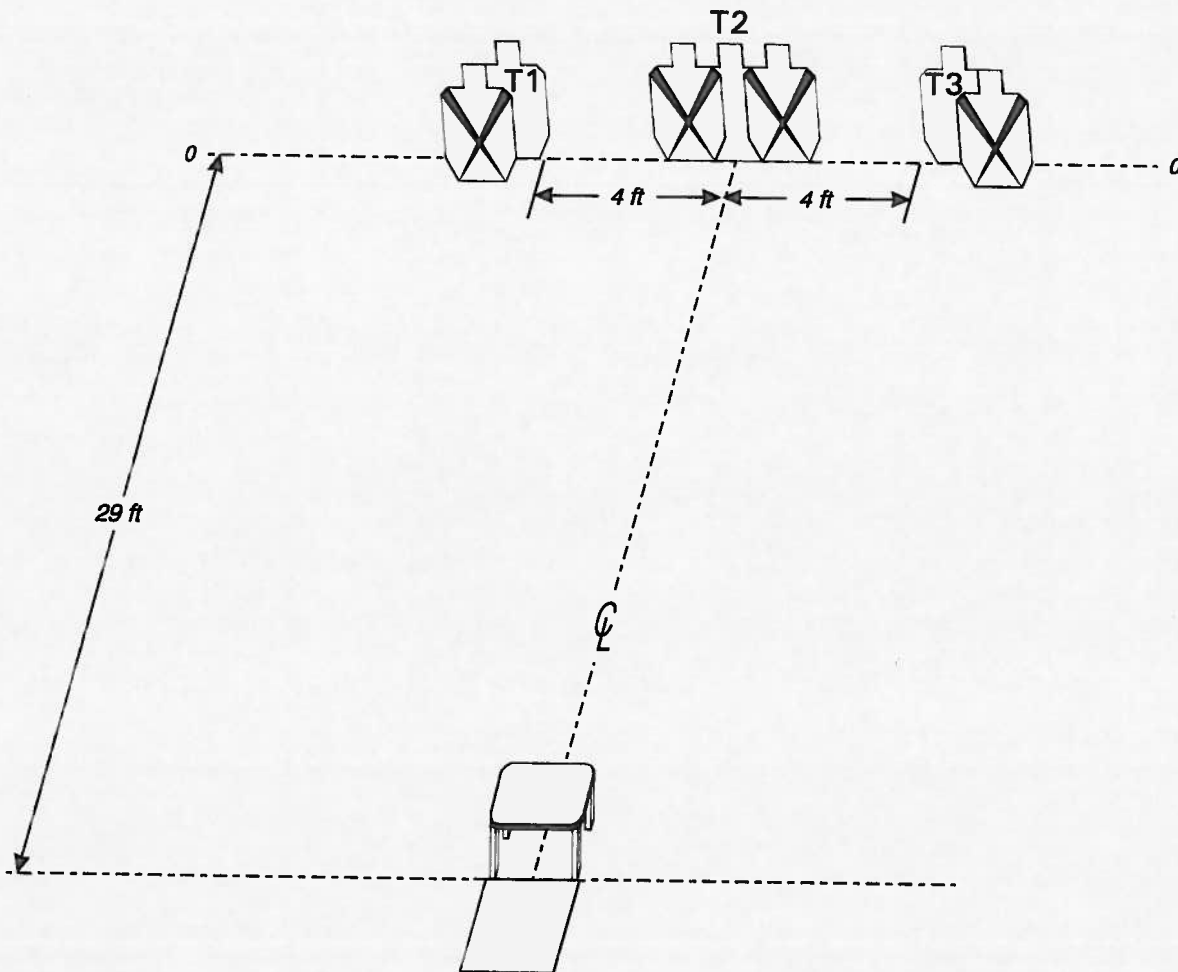
SCORING: Virginia Count, 12 rounds, 60 points

TARGETS: 3 Metric

SCORED HITS: Best 4/paper

START - STOP: Audible - Last shot

PENALTIES: Per current edition of USPSA Handgun Competition Rules



SETUP NOTES: Shoot targets are 58 inches high at shoulders. Table top is 30 inches high. No-shoots on T1 and T3 are set so top of no-shoot is even with top of shoulder and the no-shoot's scoring line is vertically in the middle of the A-zone scoring line. No-shoots on T2



are set so the scoring lines overlay the A-zone scoring lines. T2 and both no-shoots are set to the same height.

TBD

TBD