

August 2017

R6 Stevens

Nationals 2014 Stage 2: Crystal Run

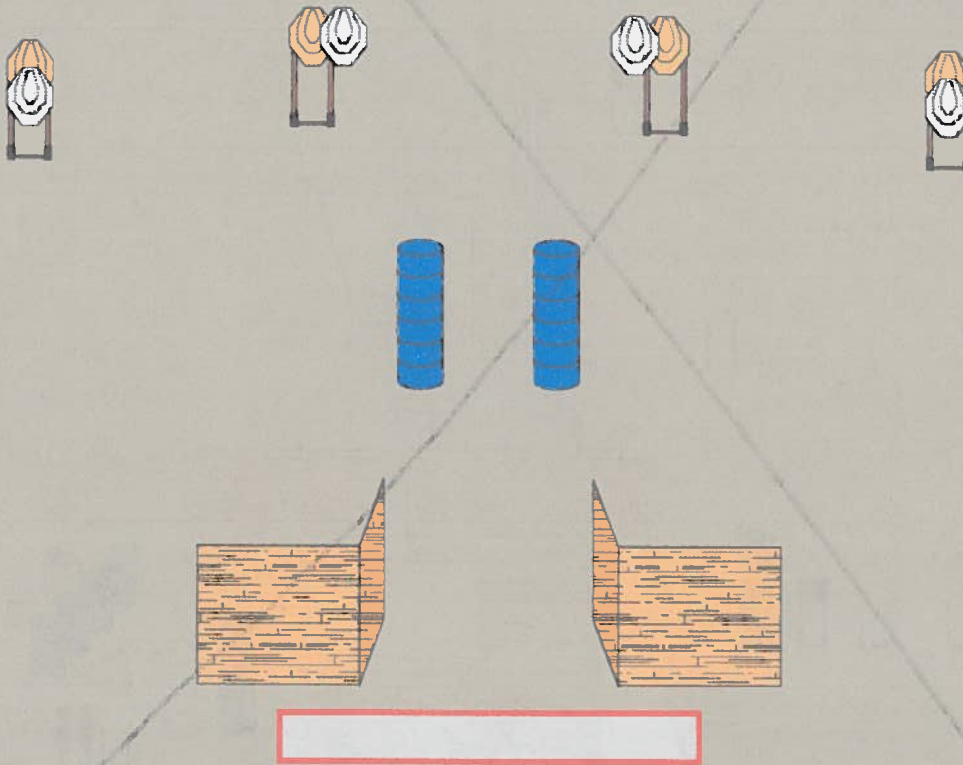
RULES: USPSA rule book, Latest Edition

COURSE DESIGNER: Jim Meade

START POSITION: Standing in the shooting area Facing down range. Right or left side, hands relaxed at sides handgun is loaded and holstered.

STAGE PROCEDURE: On signal from a shooting area engage all targets.

SCORING: SCORING: Comstock, 12 rounds, 60 points
TARGETS: 4 Classic
SCORED HITS: Best 3 per paper
START-STOP: Audible - Last shot
PENALTIES: Per current edition USPSA rule book



NOTES:

STAGE# 1 18 ROUNDS

See 9 Targets

Comstock STRINGS 1

9 PAPER 0 STEEL

Hands at Sides

PCC: Port Arms, ON-SAFE

PROCEDURE:

Start Position: Box A Facing Downrange

On signal, engage targets as they become visible

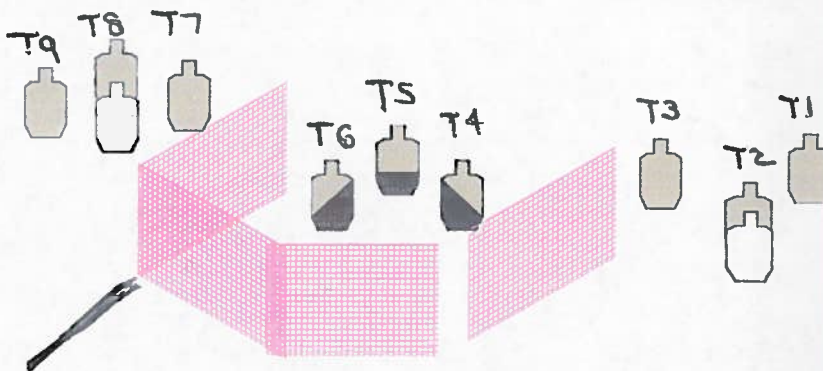
STAGE SETUP NOTES:

Targets 4,5,6 only visible thru gap in wall, and not visible from Box A

Targets 7,8,9 visible around left end of wall.

Also use barrels if needed for vision barriers

SEE 9 TARGETS



MARCH
Hollard Range 5 / August



CM 09-02

Diamond Cutter

RULES: USPSA Handgun Competition Rules, current edition **COURSE DESIGNER:** Russell Cluver

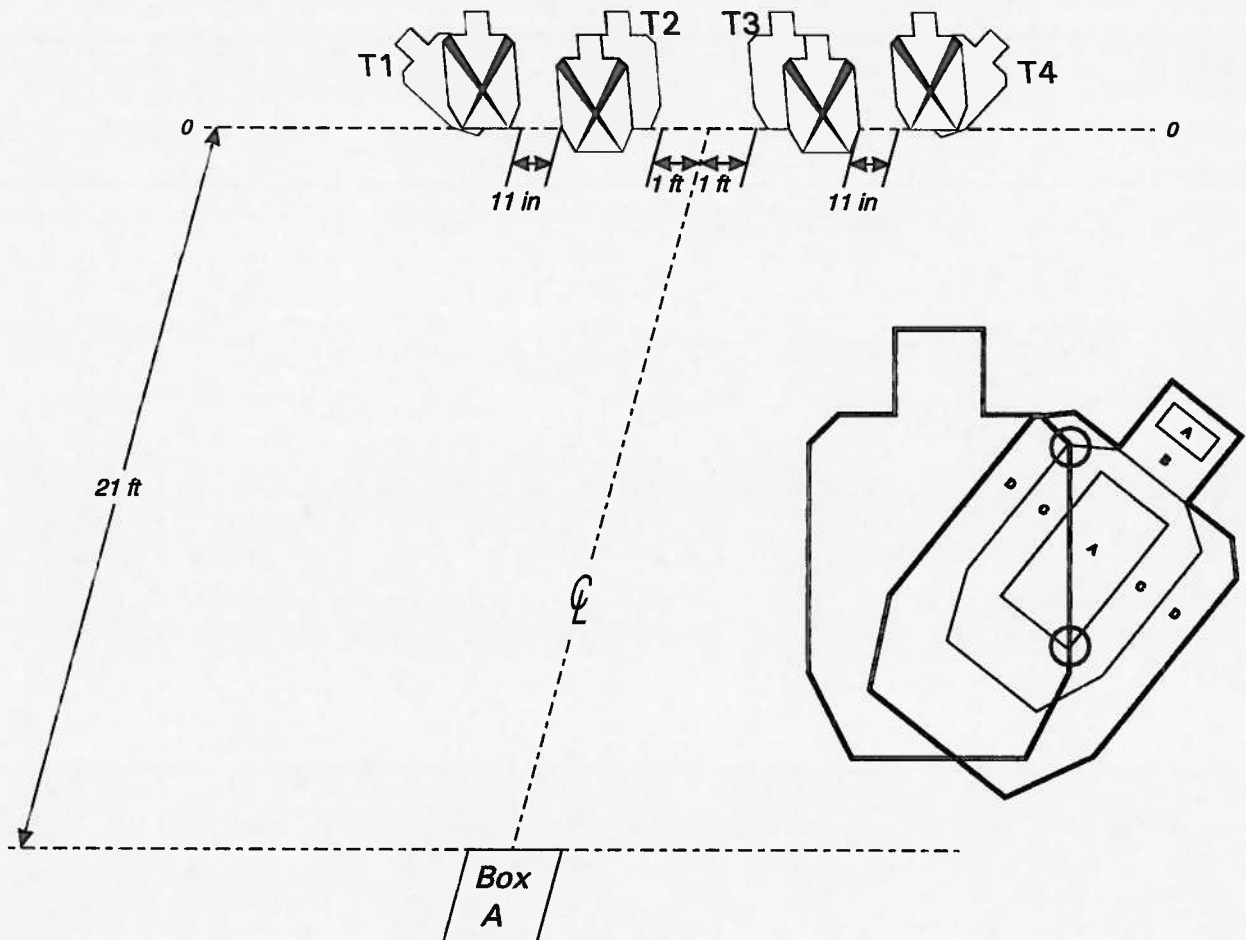
START POSITION: Standing in shooting area, facing up range, toes against back of box, hands relaxed at sides.
Handgun is loaded and holstered.

STAGE PROCEDURE

On signal, turn, then draw and engage targets with two rounds each while remaining in shooting area.

SCORING

SCORING: Virginia Count, 8 rounds, 40 points
TARGETS: 4 Metric
SCORED HITS: Best 2/paper
START - STOP: Audible - Last shot
PENALTIES: Per current edition of USPSA Handgun Competition Rules



SETUP NOTES: T2 and T3 are 2 feet apart edge to edge, or one foot off center line. The distance between no-shoots on both sides is 11 inches edge to edge. No-shoots on T2 and T3 have top of no-shoot with top of shoulder and with no-shoot scoring line vertically in the middle of the A zone.



Angle T1 and T4 as indicated in the inset above. The scoring lines or points of the no-shoot will overlay the scoring line or point of the shoot target. The circles in the inset above show the key alignment points. Targets are 55 inches high at the shoulders. Box A is 3 feet by 3 feet.

TBD

TBD

TBD