

# Nationals 2014 Stage 16: El Loco Ocho

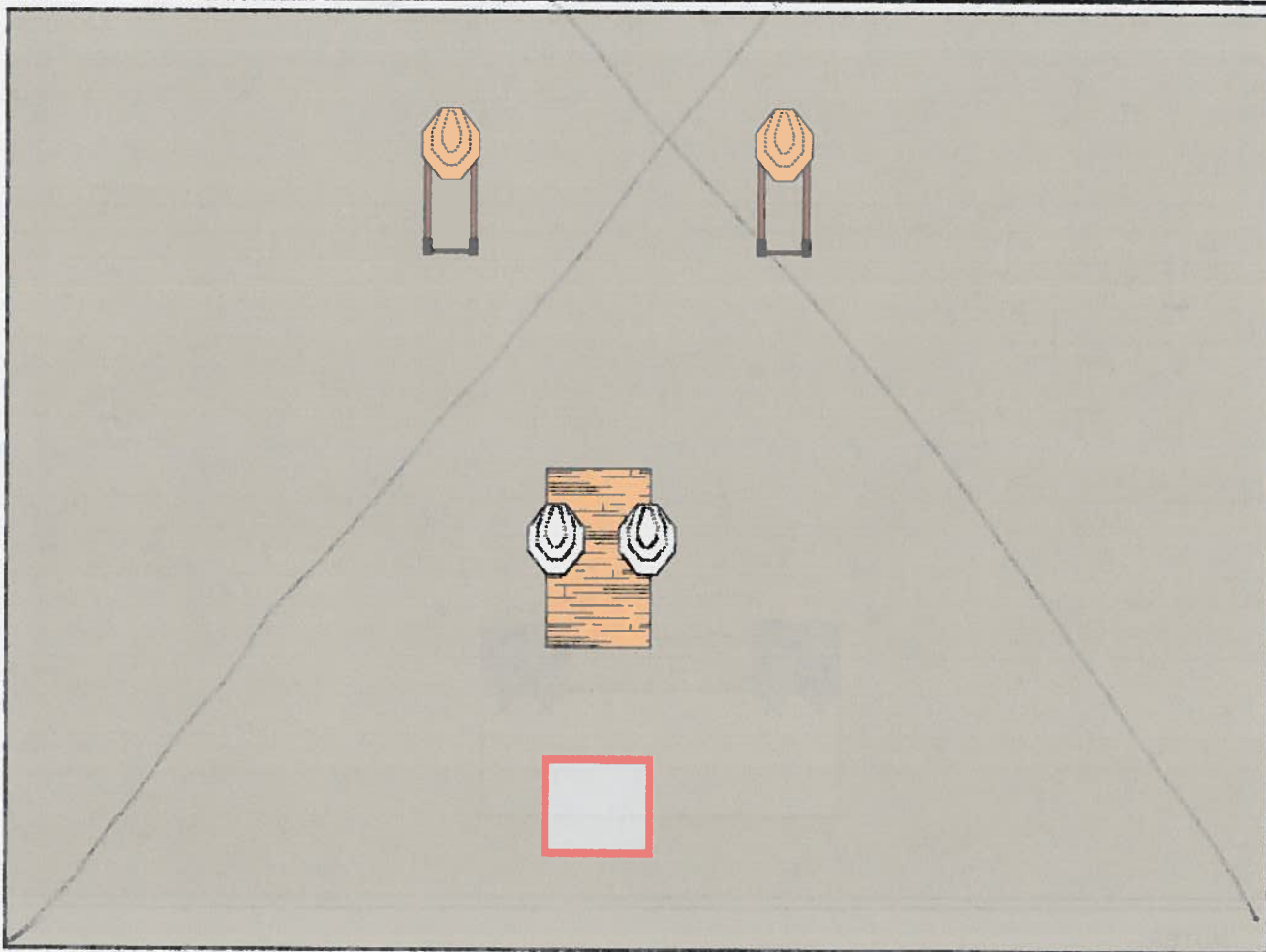
**RULES:** USPSA rule book, Latest Edition

**COURSE DESIGNER:** Jim Meade

**START POSITION:** Standing in the shooting area facing down range arms crossed hands touching flat on shoulders.

**STAGE PROCEDURE:** On signal engage all targets from within the shooting area with 4 rounds each.

**SCORING:** Virginia, 8 rounds, 40 points  
**TARGETS:** 2 Classic  
**SCORED HITS:** Best 4 per paper  
**START-STOP:** Audible - Last shot  
**PENALTIES:** Per current edition USPSA rule book



**NOTES:**

Blank space for notes.

TBD

# A Face

## Course Design: Ben Stoeger

Rules: Practical Shooting Handbook, Latest Edition

### START POSITION

Standing facing downrange with heels on Xs on back fault line, Hands relaxed at sides. Handgun is loaded and holstered as per ready condition.

### STAGE PROCEDURE

At the signal, engage targets as visible within fault lines.

### SCORING

Comstock, 20 Rounds  
100 Points

### TARGETS

9 METRIC TARGETS  
2 Pepper Poppers

### SCORED HITS

Best 2 per IPSC  
Steel down = 1A

### START-STOP

Audible - Last shot

### PENALTIES

4 no-shoot's  
Per current edition of USPSA Practical Shooting Handbook

### SETUP NOTES

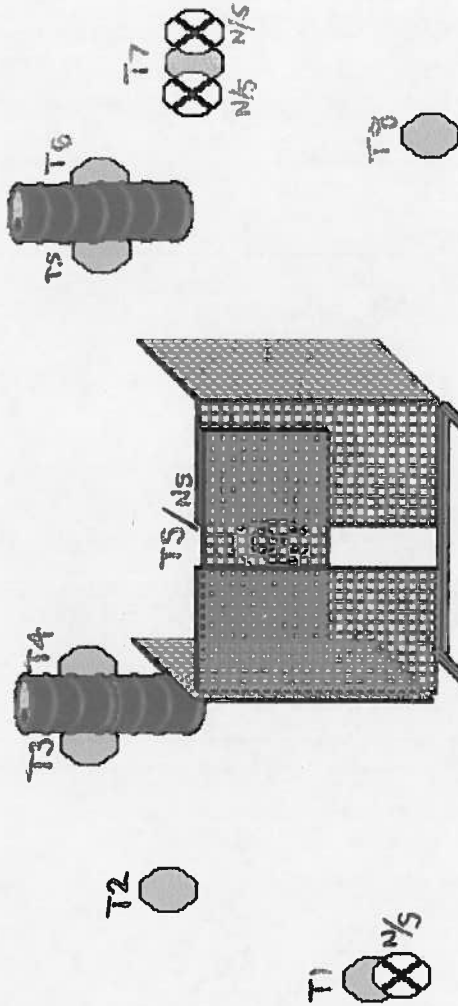

metric targets

### RO NOTES

Maintain target and prop position integrity throughout the match.

### PCC START POSITION

Standing facing downrange  
heels on X's, on back fault line  
Low-Ready, ON-SAFE



set up T4, T5, T6, PP1-2 to be only visible from around inner wall. Use fault lines to prevent forward movement around inner wall.

MARCH / Range 5 / Hayward

TBD



RULES: USPSA Handgun Competition Rules, current edition COURSE DESIGNER: Kent Oram—Modification by US Design Team

START POSITION: Standing in Box A, back to targets, toes of both feet against rear fault line of Box A, both wrists above respective shoulders. Handgun is loaded and holstered as per ready condition in rule 8.1.1 and 8.1.2.

STAGE PROCEDURE

Upon start signal, turn, then draw and from Box A engage T1-T3 with only two rounds per target. Then make a mandatory reload and from Box A engage T1-T3 with only two rounds per target.

SCORING

SCORING: Virginia Count, 12 rounds, 60 points

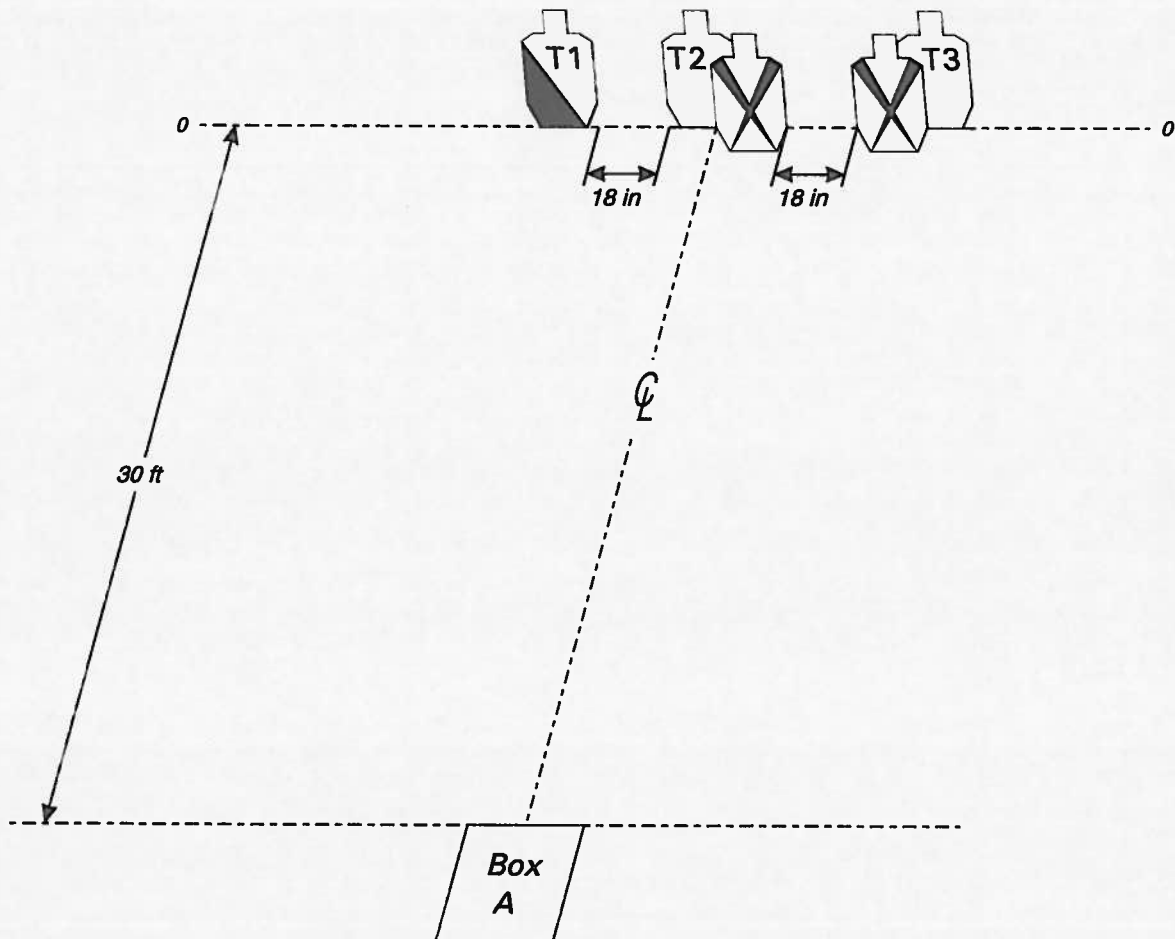
TARGETS: 3 Metric

SCORED HITS: Best 4/paper

START - STOP: Audible - Last shot

PENALTIES: Per current edition USPSA Handgun Competition Rules

Failure to perform mandatory reload will result in one procedural penalty per shot fired.



SETUP NOTES: Set paper targets to 5 feet high at shoulders. Box A is 3 feet by 3 feet. No-shoots are arranged on T2 and T3 with perforations of the non-scoring borders placed on the perforations of the A



zones of the targets. The top of the upper A/B zone of the no-shoot is even with the shoulder of the scoring targets.

TBD