

Sept

R1

Boggs

TBD



CM 13-06

Too Close For Comfort

RULES: USPSA Handgun Competition Rules, Current Edition COURSE DESIGNER: 2005 Design Team

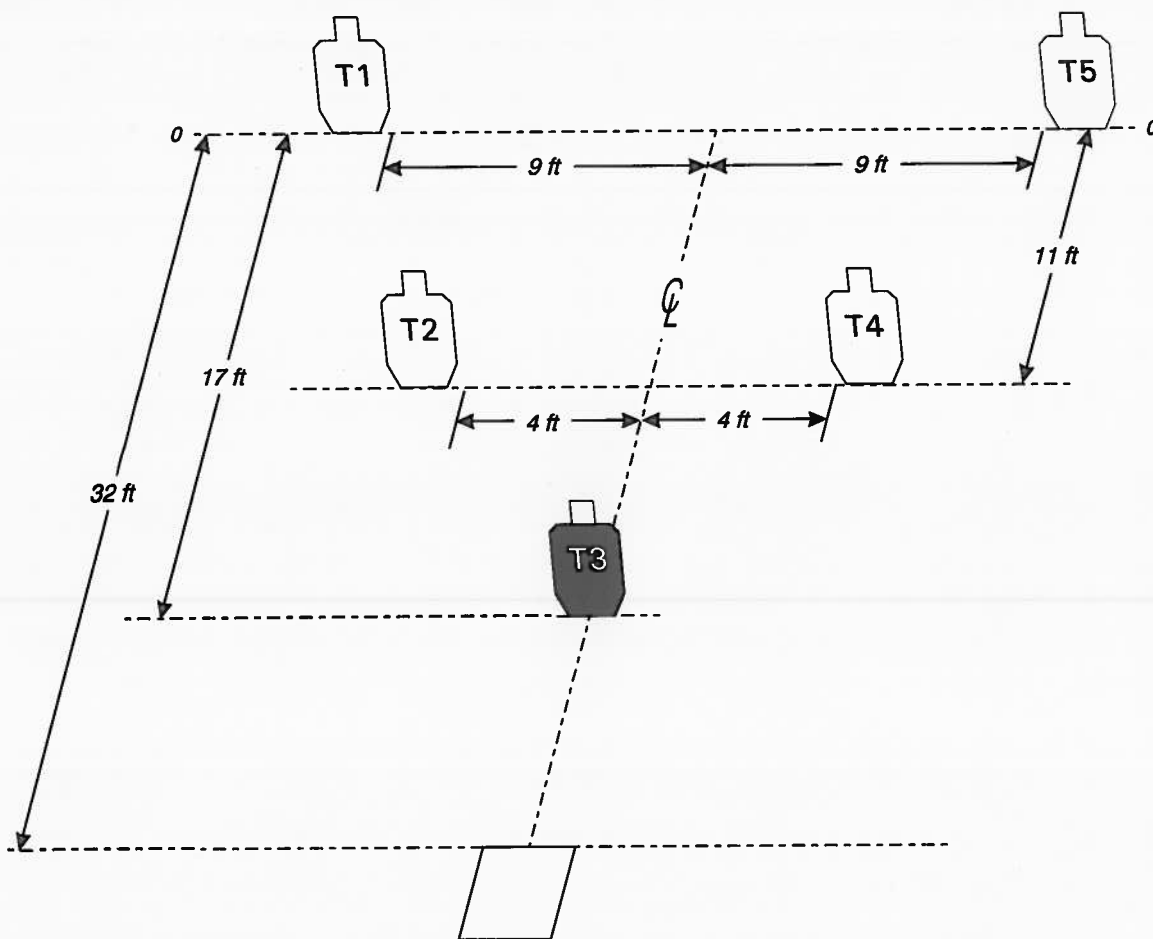
START POSITION: Standing facing downrange with hands relaxed at sides. Gun will be loaded and holstered.

STAGE PROCEDURE

Upon start signal, draw and engage T1 - T5 with only one round each from within shooting box, make a mandatory reload and reengage T1 - T5 with only one round each from within the shooting box.

SCORING

SCORING: Virginia Count, 10 rounds, 50 points
TARGETS: 5 Metric
SCORED HITS: Best 2/paper
START - STOP: Audible - Last Shot
PENALTIES: Per current edition of USPSA Handgun Competition Rules



SETUP NOTES: Shooting box is a standard 3 ft by 3 ft box.



Sept. R2 Estlen

PAPER & STEEL AGAIN

Stage 1 22 Rounds
 Paper & Steel again
 Comstock strings 1
 7 Paper 8 Steel

Hands at Sides

RCC/PCC at Low Ready, ON SAFE

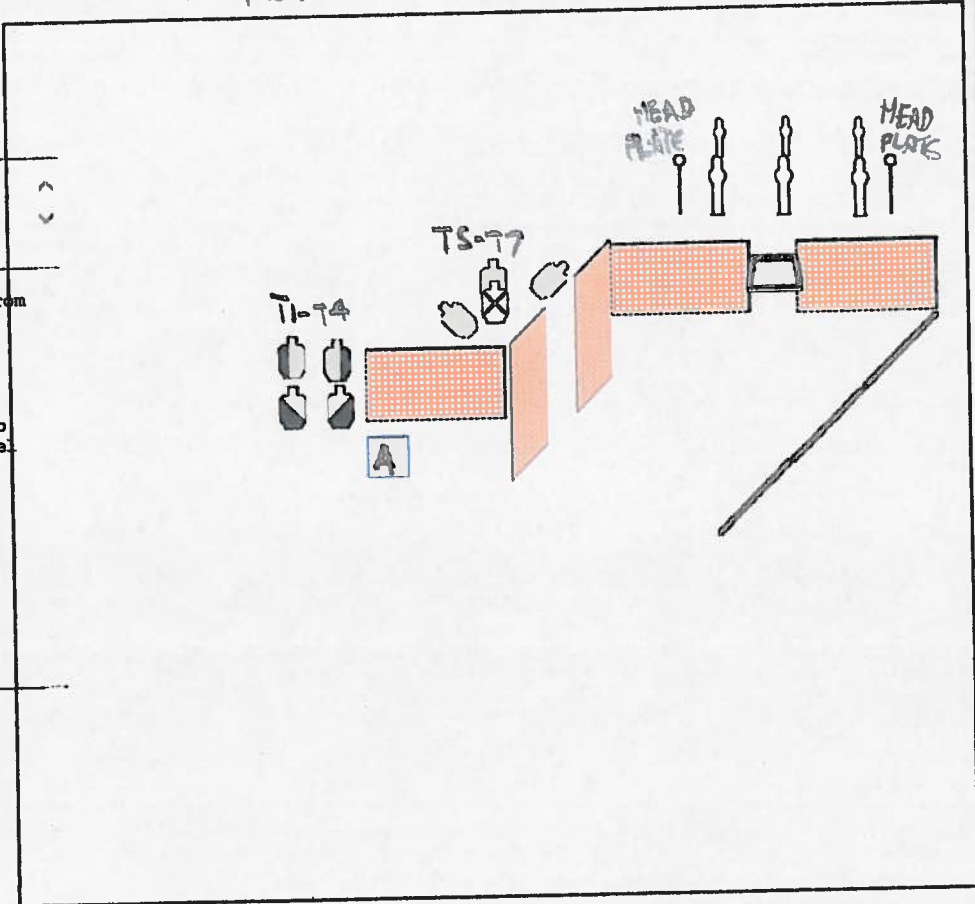
STANDING IN BOX A

Procedure:
On signal, engage targets as visible from within shooting area

STEEL to be engaged thru wall port ONLY

RCC/PCC transition to pistol to engage steel.

Stage Setup Notes:



©gunracer.com 21Apr2019 rev5

This work is licensed under a Creative Commons Attribution 3.0 Unported License.

Sept 18 Range 3

 Heberland

Sept

R 4

Baken

TBD

Sept

Ros

Birkhimer

Full Felsheim 3

RULES: USPSA Rule Book, Current Edition

COURSE DESIGNER: Josh Stoos

START POSITION: Standing anywhere in shooting area. Handgun is loaded and holstered as per ready condition 8.1.1 and 8.1.2.

STAGE PROCEDURE

At the signal, engage targets as visible from within fault lines.

SCORING


SCORING: Comstock, 15 rounds, 45 points

TARGETS: 5 Metric, 5 Plates

SCORED HITS: Best 2 per IPSC, steel down = 1A

START-STOP: Audible - Last shot

PENALTIES: Per current edition of USPSA Rule Book.



SETUP NOTES:

Notes go here.

RO NOTES:

Maintain target and prop position integrity throughout the match.

Stevens

9/18

R6