

Aug

R1

Davis

TBD



**RULES:** USPSA Rule Book, Current Edition

**COURSE DESIGNER:** 1911 Single Stack Design Team

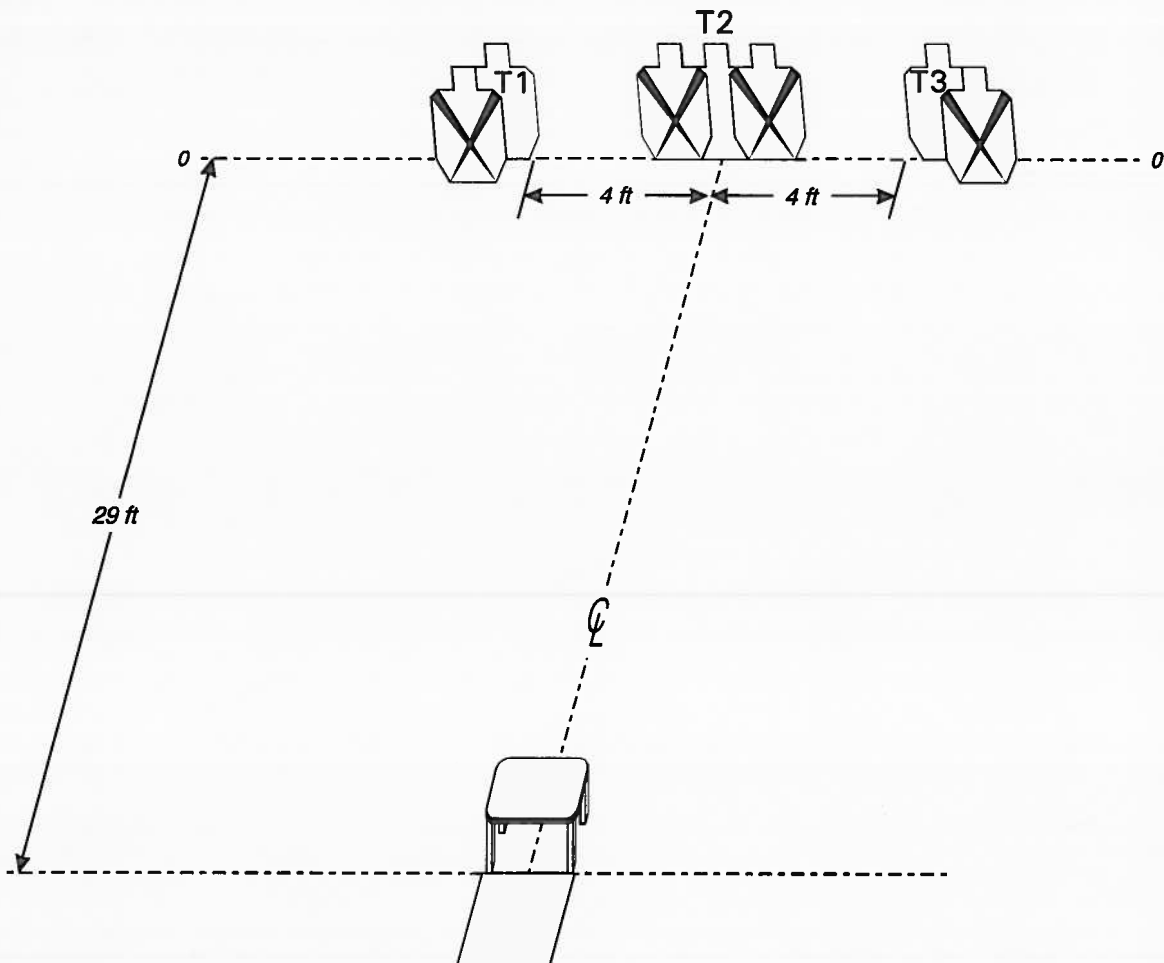
**START POSITION:** Standing in shooting area behind table, hands naturally at sides, loaded firearm and extra ammo on table.

### STAGE PROCEDURE

- String 1: On signal, engage targets with only two rounds each.
  - String 2: On signal, engage each target with only two rounds each.
- Both strings will start with gun on the table. All ammo for the stage will be on the table. Gun is not to be propped up in any manner. All rounds must be fired from within the shooting area.

### SCORING

- SCORING:** Virginia Count, 12 rounds, 60 points
- TARGETS:** 3 IPSC
- SCORED HITS:** Best 4/paper
- START - STOP:** Audible - Last shot
- PENALTIES:** Per current edition of USPSA Rule Book.



**SETUP NOTES:** Shoot targets are 58 inches high at shoulders. Table top is 30 inches high. No-shoots on T1 and T3 are set so top of no-shoot is even with top of shoulder and the no-shoot's scoring line is vertically in the middle of the A-zone scoring line. No-shoots on T2



are set so the scoring lines overlay the A-zone scoring lines. T2 and both no-shoots are set to the same height.

*Aug. R. Z. Compton*


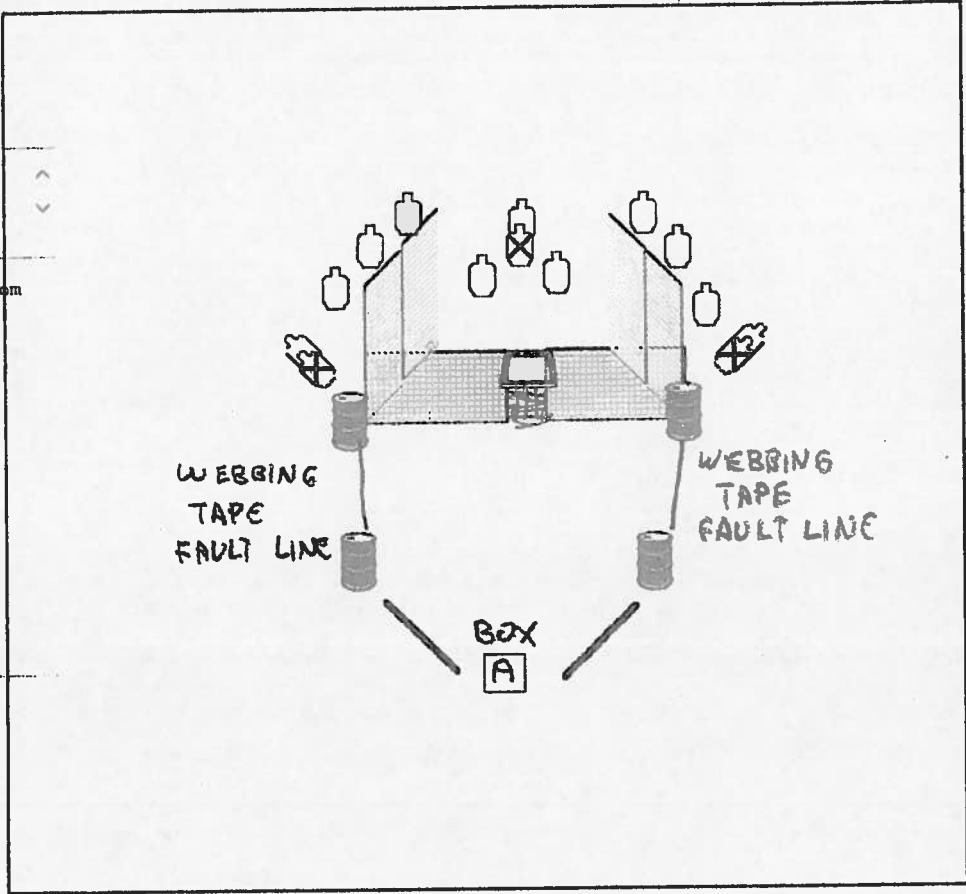
# Both Sides and A Window

Stage: 1 ▾ 22 ▾ Rounds  
 Both sides & a window  
 Cornstock ▾ strings 1 ▾  
 11 ▾ Paper 0 ▾ Steel

Hands at Sides  
 RCC/PCC Low ready, ON SAFE

STANDING IN BOX A  
 Procedure:  
 On signal, engage targets as visible from within shooting area

Stage Setup Notes:



©gunracer.com 21Apr2013 rev6

This work is licensed under a Creative Commons Attribution 3.0 Unported License.

8/21 Target 3

Holland

Aug

R4

Estler

TBD

Aug  
R5  
BROWN

TBD

August 21

Range 6

# WHO READS

**RULES:** USPSA Rule Book, Current Edition

**COURSE DESIGNER:** Josh Stoos

**START POSITION:** Sitting in chair facing down range with hands at side. Handgun is loaded and holstered as per ready condition 8.1.1 and 8.1.2.

### STAGE PROCEDURE

At the signal enter shooting area and engage targets as visible from within fault lines.

### SCORING

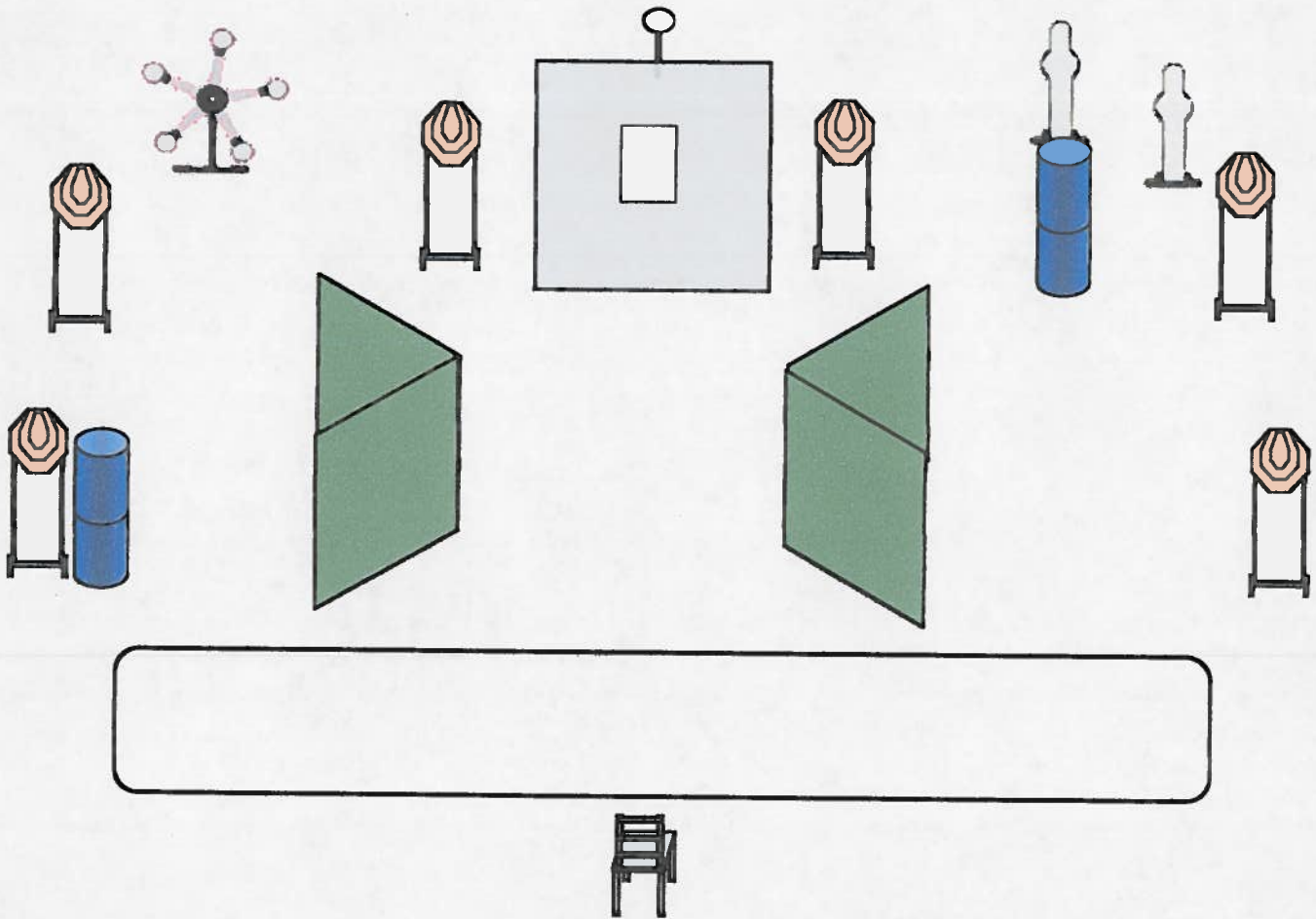
**SCORING:** Comstock, 20 rounds, 100 points

**TARGETS:** 6 Classic 2 USP 6 Plate

**SCORED HITS:** Best 2 per IPSC, steel down = 1A

**START-STOP:** Audible - Last shot

**PENALTIES:** Per current edition of USPSA Rule Book.



### SETUP NOTES:

Notes go here.

### RO NOTES:

Maintain target and prop position integrity throughout the match.

Stevens