

Line' em Up

RULES: Practical Shooting Handbook, Latest Edition

COURSE DESIGNER: Shipster

START POSITION: Standing in Box A or Box B, Facing downrange, hands relaxed at sides

STAGE PROCEDURE

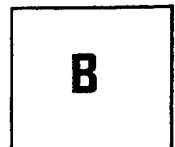

On signal engage T1 through T5 with two shots each.
Move to opposite box and engage T1 through T5 with two shots each.


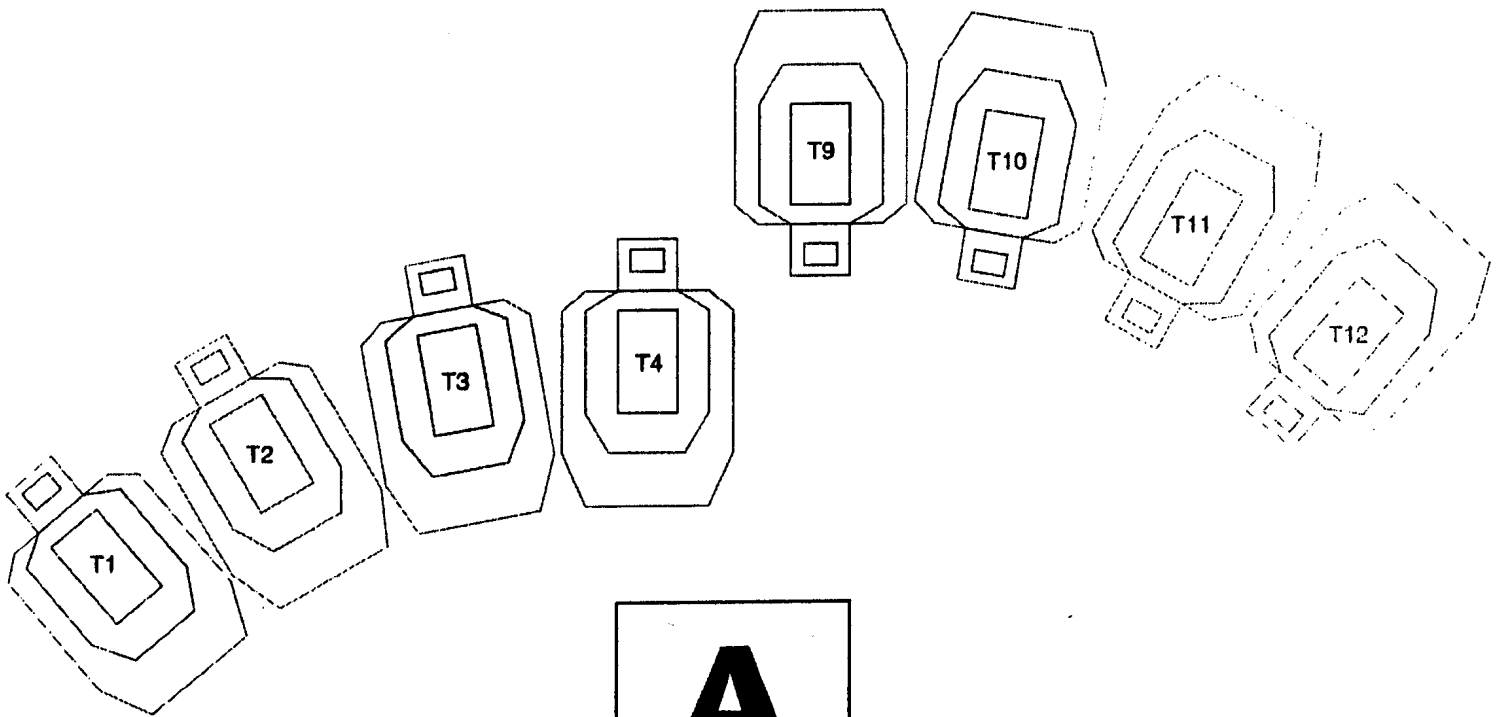
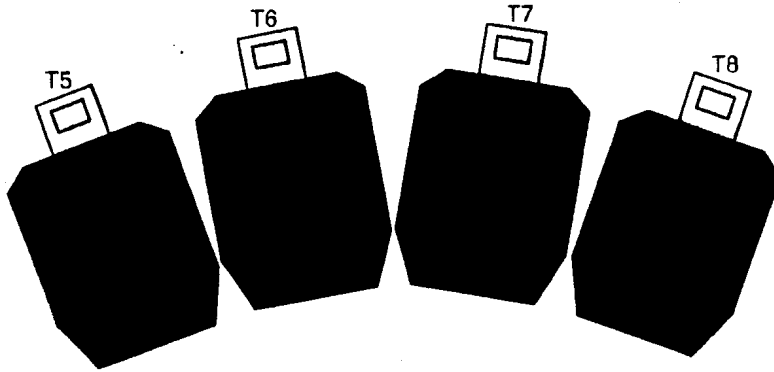
SCORING

SCORING: Comstock, 20 round, points 100
TARGETS: 5 IPSC
SCORED HITS: Best *4 Per*
START-STOP: Audible - Last shot
PENALTIES: Procedural. -10
Miss. -10



*12/11
Lance
R2*





12/11
Davis
R6

Fans!

Course Designer: Chet Polo A-16801
24 Round/120 Points - Comstock - Speed Shoot - 1 Run/String
Targets: 12 USPSA
Scoring: Best two hits on paper.

Start: In Box, facing uprange, hands at sides.

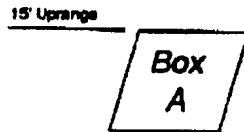
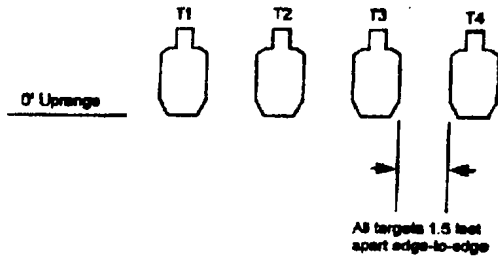
Procedure: On signal, turn, then draw and engage T1-T4 only. Perform a mandatory reload and engage T5-T8. Perform a mandatory reload and engage T9-T12.

DVC: Celeritas = Speed

RULES: Practical Shooting Handbook, Latest Edition COURSE DESIGNER: Jeff Meas (OH)

START POSITION: Standing in Box A facing downrange, hands relaxed at sides.

STAGE PROCEDURE	SCORING
On signal, from Box A only engage all targets.	SCORING: Comstock, 8 rounds, 40 points TARGETS: 4 IPSC SCORED HITS: Best 2 per IPSC START-STOP: Audible - Last shot PENALTIES: Procedural -10 Miss. -10



SETUP NOTES:

Target array is symmetrical about centerline. Targets are mounted 5 feet at the shoulder. Targets are spaced 1.5-foot apart edge-to-edge.

RO NOTES:

This stage is intended to be run as third of the three speed shoot set "DVC".

jam 980323b

12/11
Blake
R3