

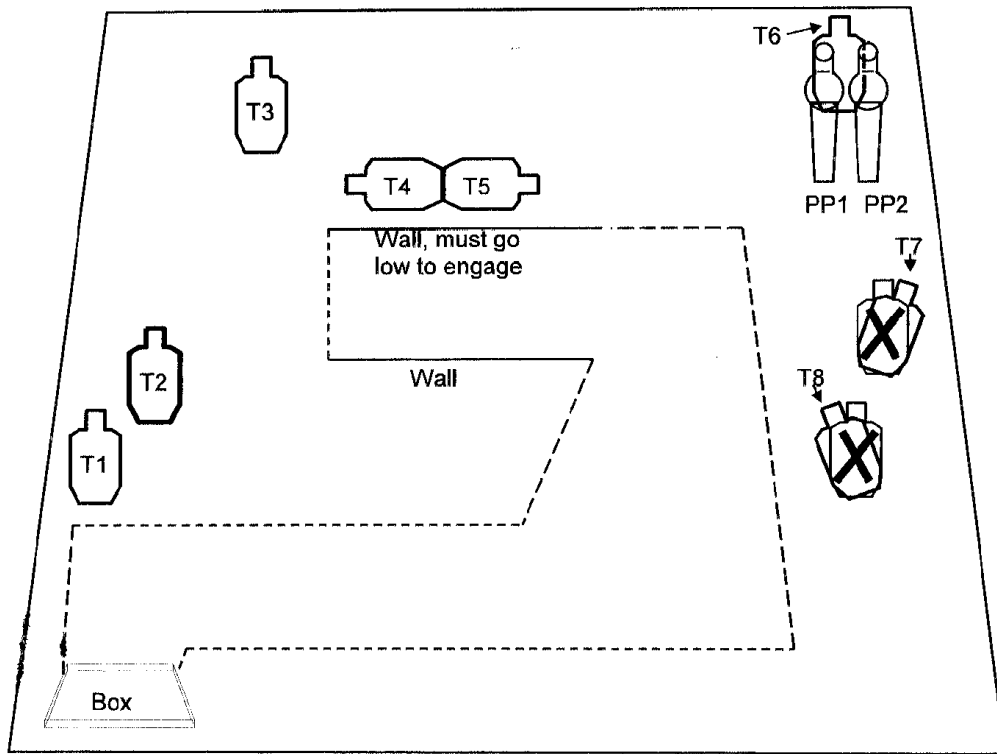
PAUL DEBORD ⑦ Range 3

Fast, but slow

RULES: Practical Shooting Handbook, Latest Edition **COURSE DESIGNER:**

START POSITION: In Box, hands above shoulders, handgun ready per USPSA

STAGE PROCEDURE	SCORING
On signal, move from starting box, draw and engage all targets from within fault lines. Steel must fall to score	SCORING: Comstock, 18 rounds, points
	TARGETS: IPSC, PP,
	SCORED HITS: Best 2 per IPSC, steel down = 1A
	START-STOP: Audible - Last shot
	PENALTIES: Procedural. -10
	No-shoot hit. -10
	Miss. -10



SETUP NOTES: T4 and T5 are blocked by a high wall, must kneel to engage. T6 is blocked by steel, steel must

RO NOTES:

⑦ Estler
SPEED SHOOT Range 3



START POSITION

STANDING IN BOX A HANDS AT SIDE, BACK TO TARGETS

STAGE PROCEDURE

ON SIGNAL, TURN, DRAW AND ENGAGE EACH TARGETS
WITH THREE ROUNDS, MANDATORY RELOAD BETWEEN
EACH ARRAYS OF TWO TARGETS.

SCORING COM STOCK

18 ROUNDS.

PAUL ESTLER

~~GARY STEEDS~~ Steve Sturgill ©
Range 2

Speedy Sideways 2

RULES: Practical Shooting Handbook, Latest Edition **COURSE DESIGNER:** Aron Bright

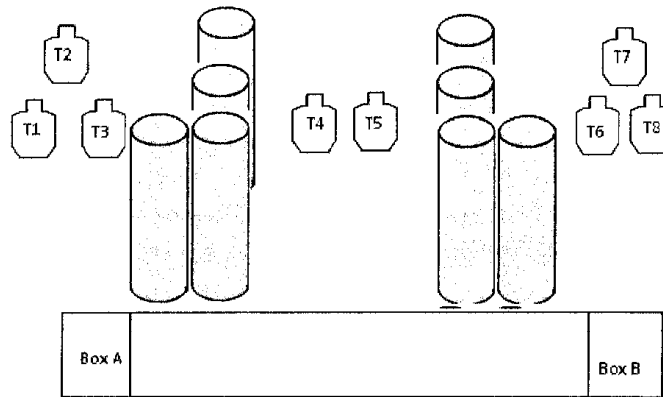
START POSITION: Standing in either box A or Box B, hands relaxed at sides with gun loaded and holstered as per rule 8.1.1 and 8.1.2.

STAGE PROCEDURE

On signal engage targets as and when visible from within the free fire zone, which includes box A, Box b and the within the fault lines between the boxes.

SCORING

SCORING: Comstock, 16 rounds, 80 points
TARGETS: 8 IPSC
SCORED HITS: Best 2 per IPSC, steel down = 1A
START-STOP: Audible - Last shot
PENALTIES: Procedural. -10
No-shoot hit. -10
Miss. -10



SETUP NOTES:

Speed shoot 1

RO NOTES:

7/19 Johnson

Rangel



CM 06-03

Can You Count

RULES: USPSA Rule Book, Current Edition

COURSE DESIGNER: Mark Ramsey and John Golson

START POSITION: Standing erect in Box A, arms hanging naturally at sides. Handgun is loaded and holstered as per ready condition in rule 8.1.1 and 8.1.2.

STAGE PROCEDURE

On signal, from Box A only:

String 1: Engage T1 with five rounds only. Perform a mandatory reload and engage T2 with five rounds only.

String 2: Engage T3 with five rounds only. Perform a mandatory reload and engage T4 with five rounds only.

Targets within a string may be engaged in any order without penalty

SCORING

SCORING: Virginia Count, 20 rounds, 100 points

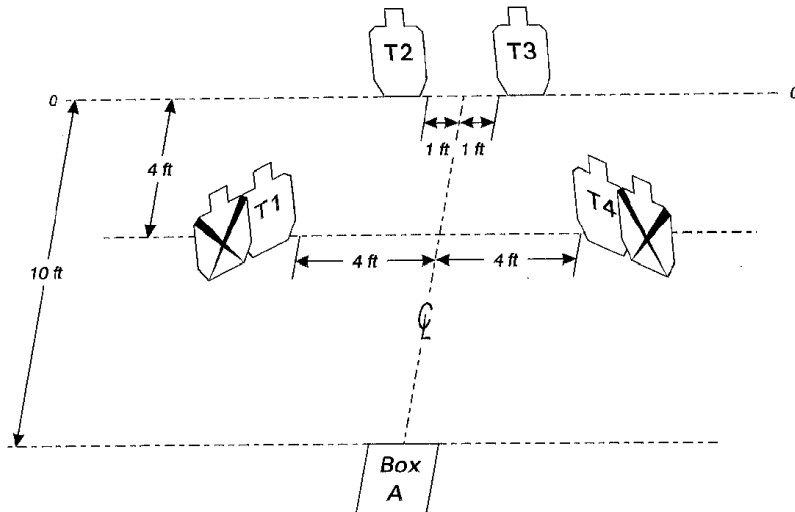
TARGETS: 4 IPSC

SCORED HITS: Best 5/paper

START - STOP: Audible - Last shot

PENALTIES: Per current edition of USPSA Rule Book.

Failure to perform reload is per-shot-fired penalty.



SETUP NOTES: Set targets T1 and T4 to 4 feet high at shoulders and angled at 45 degrees from the center line. Set targets T2 and T3 to 5 feet at shoulders. Scoring lines of no-shoots overlay C-zone scoring lines



of targets. Bottom of no-shoot is even with bottom of target. Box A is 3 feet by 3 feet.