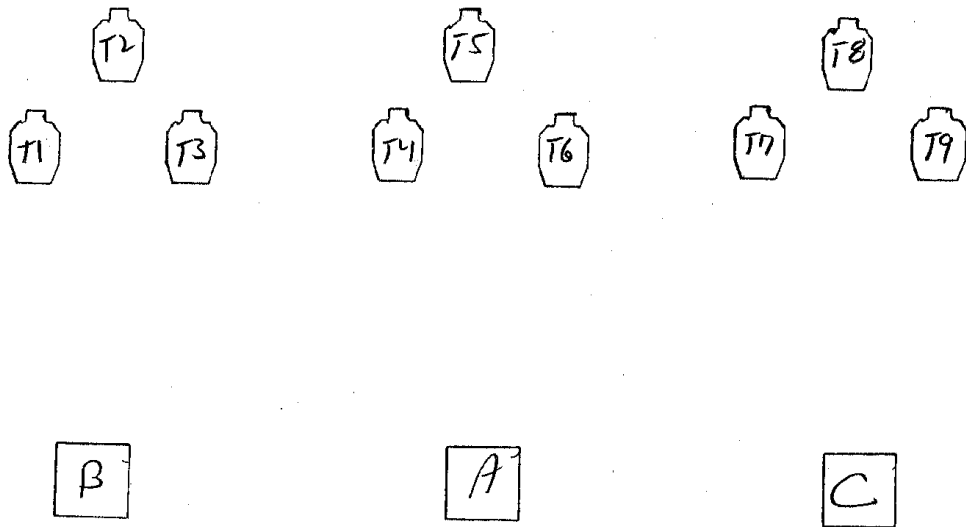


⑥ Estler - ~~#3~~
Range 4

SPEED SHOOT



START POSITION

STANDING IN BOX A, HANDS AT SIDE.

STAGE PROCEDURE

ON SIGNAL ENGAGE T1, T2, T3 FROM BOX B,
T4, T5, T6, FROM BOX A, T7, T8, T9, FROM BOX C

SCORING COM STOCK

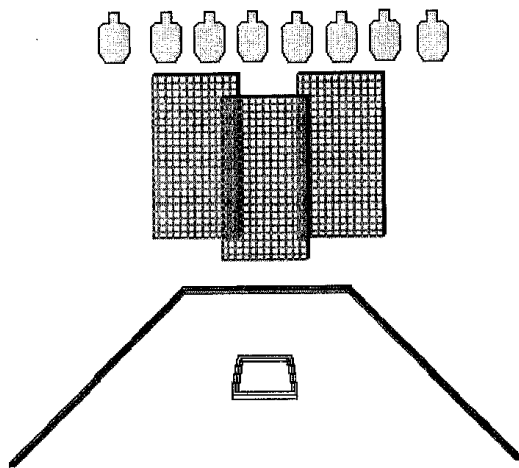
18 ROUNDS.

PAUL ESTLER

②

Vincent/Katliff
Range 2

GOPHER CHAMPIONSHIP MATCH



PEEKIN'

SCORING:	COMSTOCK, 16 ROUNDS MIN, 80 POINTS
TARGETS:	8 IPSC METRIC PAPER TARGETS
SCORED HITS:	BEST 2 HITS/PAPER
TIME:	STARTS ON AUDIBLE/STOPS ON LAST SHOT
PENALTIES:	PER CURRENT EDITION IPSC RULE BOOK
START POSITION:	FACING DOWN RANGE, STANDING IN BOX, WRISTS ABOVE SHOULDERS
PROCEDURE:	AT SIGNAL, ENGAGE TARGETS AS THEY BECOME AVAILABLE

Davis clan

6

Range 3

Malpractice Makes Malperfect

RULES: Practical Shooting Handbook, Latest Edition **COURSE DESIGNER:** Jeff Maass (OH)

START POSITION: Sitting in chair facing targets, both knees under table and both elbows resting on table. Knife held in one hand and fork held in the other.

STAGE PROCEDURE

On signal, engage all steel targets, perform a mandatory reload, and then engage all paper targets from behind the table.

PP1 triggers swinging target T2; PP4 triggers swinging target T3, neither of which is a disappearing target: misses will be penalized.

SCORING

SCORING: Comstock, 14 rounds, 70 points

TARGETS: 4 IPSC, 4 PP, 2 USP

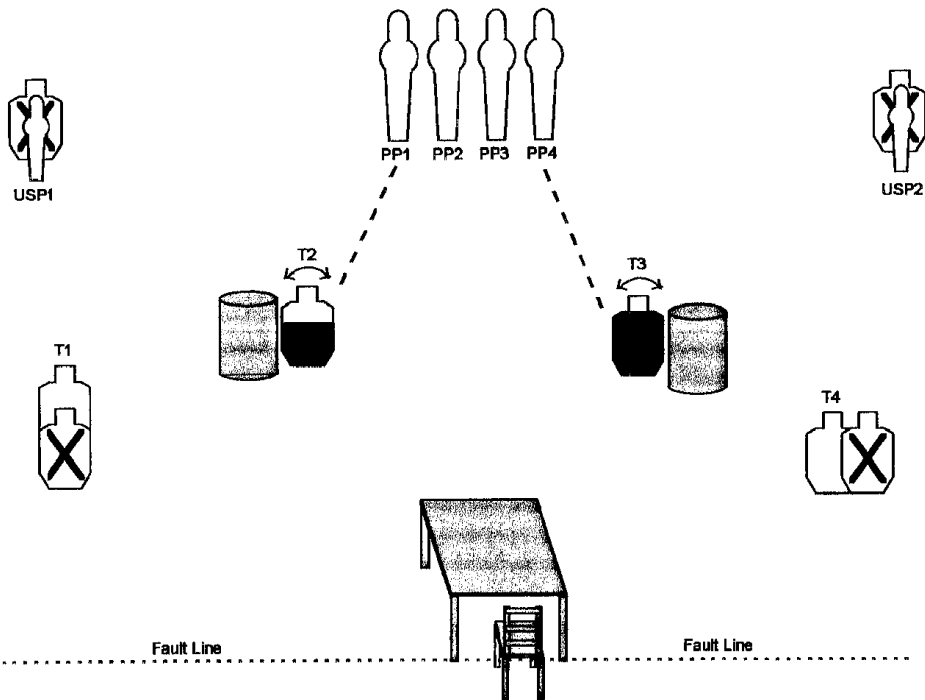
SCORED HITS: Best 2 per IPSC, KD = 1A

START-STOP: Audible - Last shot

PENALTIES: Procedural -10

No-shoot hit. -10

Miss. -10



SETUP NOTES: All targets are 5' at shoulder. All steel is at least 30 feet from front of table. Scoring portions of T2 and T3 are hidden behind barrels until triggered.

RO NOTE:

jam 980323b



CM 03-08

Madness

RULES: Practical Shooting Handbook, Latest Edition **COURSE DESIGNER:** Andy Hollar — Modifications by US Design Team

START POSITION: Standing in Box A facing targets, wrists above respective shoulders. Handgun is loaded and holstered as per ready condition in rule 8.1.1 and 8.1.2.

STAGE PROCEDURE

Upon start signal, from Box A only, engage T1-T7 with only one round per target, perform a mandatory reload and reengage T1-T7 with only one round per target.

SCORING

SCORING: Virginia Count, 14 rounds, 70 points

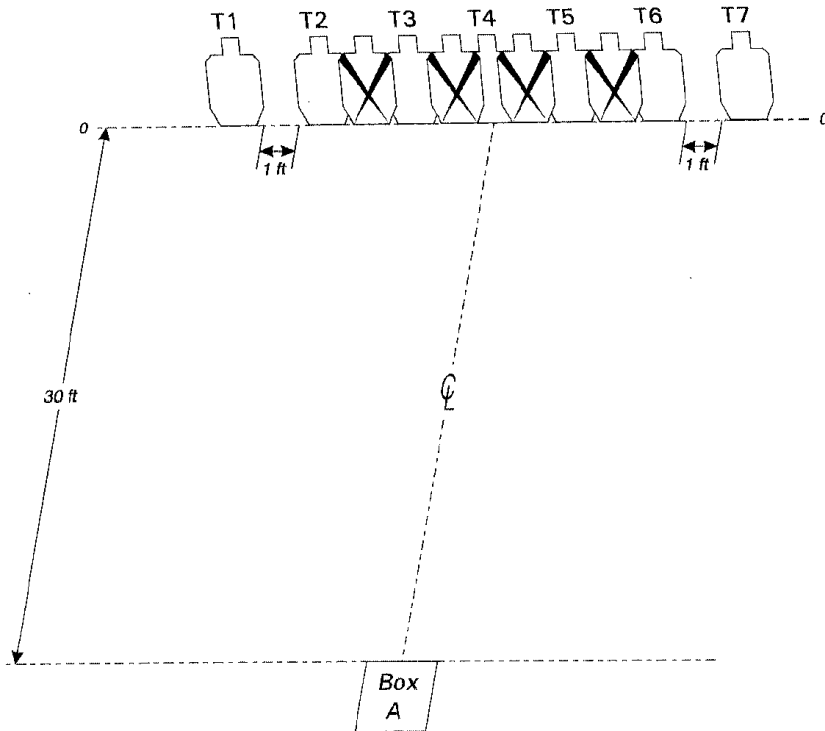
TARGETS: 7 IPSC

SCORED HITS: Best 2/paper

START - STOP: Audible - Last shot

PENALTIES: Per current edition USPSA Practical Shooting Handbook.

Failure to perform mandatory reload will result in one procedural penalty per shot fired.



SETUP NOTES: Targets are set to 5 feet high at shoulders. T4 is centered on centerline. T1 is one foot left of T2 non-scoring edge. T7 is one foot right of T6 non-scoring edge. No-shoot between T2 and T3 is set so perforation overlays the C zone perforation on T2 and T3. No-shoot



between T5 and T6 is set so perforation overlays the C zone perforation on T5 and T6. No-shoots between T3 and T4 and between T4 and T5 are set so the perforation overlays the A zone perforations on T4 and C zone perforations on T3 and T5. Shooting box is 3 feet by 3 feet.