

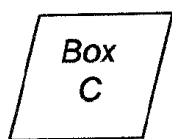
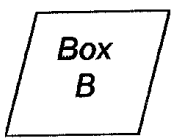
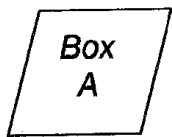
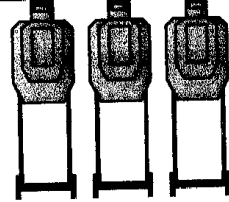

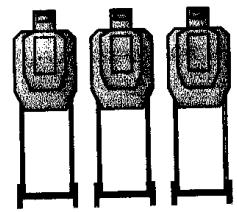
RULES: Practical Shooting Handbook, Latest Edition **COURSE DESIGNER:** Bob Wassum

April

START POSITION: Standing in box A or C, hands natural.

STAGE PROCEDURE
On signal draw and engage T1,2,3 from box A with 2 rounds each, move to box B and engage Texas Star, move to box C and engage T4, 5, 6 with 2 round each.

SCORING
SCORING: Comstock, rounds 17
TARGETS: IPSC, Texas Star
SCORED HITS: Best 2 per IPSC, steel down = 1A
START-STOP: Audible - Last shot
PENALTIES: Procedural. -10
No-shoot hit. -10
Miss. -10



SETUP NOTES: Might be something between boxes and paper targets. Targets are 10yards from box A, 11 yards form B and an unknown distance from C

RO NOTES:

Range 5

(4)

Hellard # 3

FIVE, SIX, SEVEN , EIGHT...

STAGE DESIGN: Hellard

SCORING: Comstock, 26 rounds, 130 points

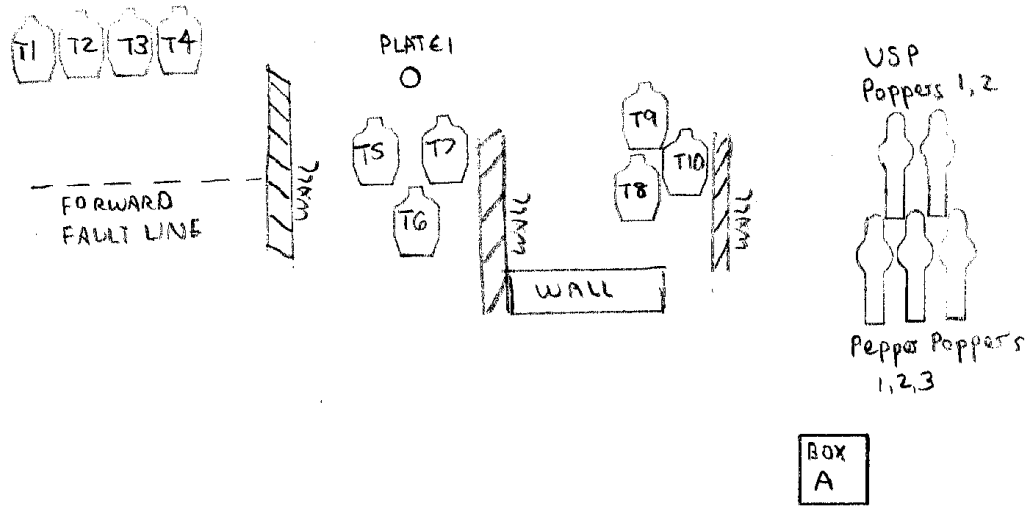
TARGETS: 1 plate, 2 USP poppers, 3 Pepper Poppers, 10 IPSC Paper

SCORE HITS: Best 2 per target, steel down = 1A

PENALTIES: Per current rulebook

START POSITION: Standing in Box A, hands relaxed naturally at sides. Gun loaded and holstered.

STAGE PROCEDURE: On signal, engage USP Poppers 1, 2 and Pepper Poppers 1,2,3 from Box A ONLY. Engage remaining targets as visible.



RANGE 3 requested

Hellard

April

Kiak

How Fast are You ?

RULES: Practical Shooting Handbook, Latest Edition **COURSE DESIGNER:** Chester Cox

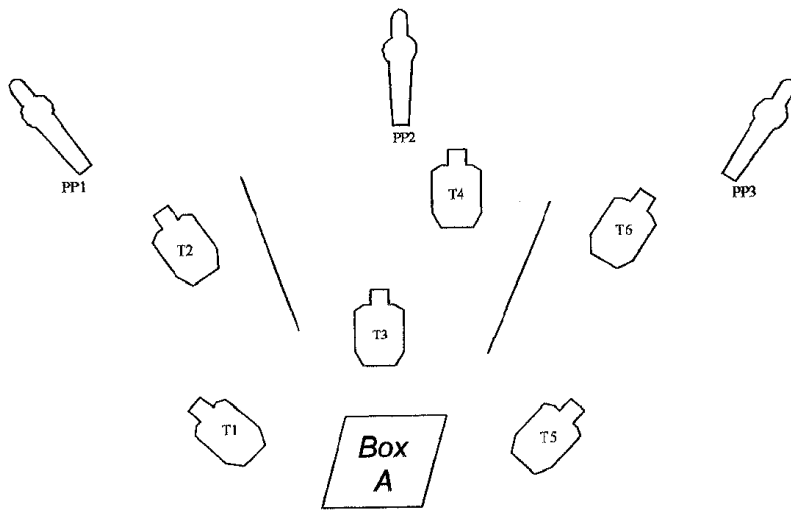
START POSITION: Standing in box "A", facing up range, toes of both feet touching back of box, hands relaxed at sides

STAGE PROCEDURE

On signal, from box "A", turn, then draw and engage each array, performing a mandatory reload between each array. Array's may be shot in any order

SCORING

SCORING: Comstock, 15 rounds, 75 points
TARGETS: 6 IPSC, 3 PP
SCORED HITS: Best 2 per IPSC, steel down = 1A
START-STOP: Audible - Last shot
PENALTIES: Procedural. -10
No-shoot hit. -10
Miss. -10



SETUP NOTES:

RO NOTES:

Rangey

4/26 Kirk



CM 99-23

Front Sight

RULES: Practical Shooting Handbook, Latest Edition **COURSE DESIGNER:** P.R. Metcalf—Modification by US Design Team

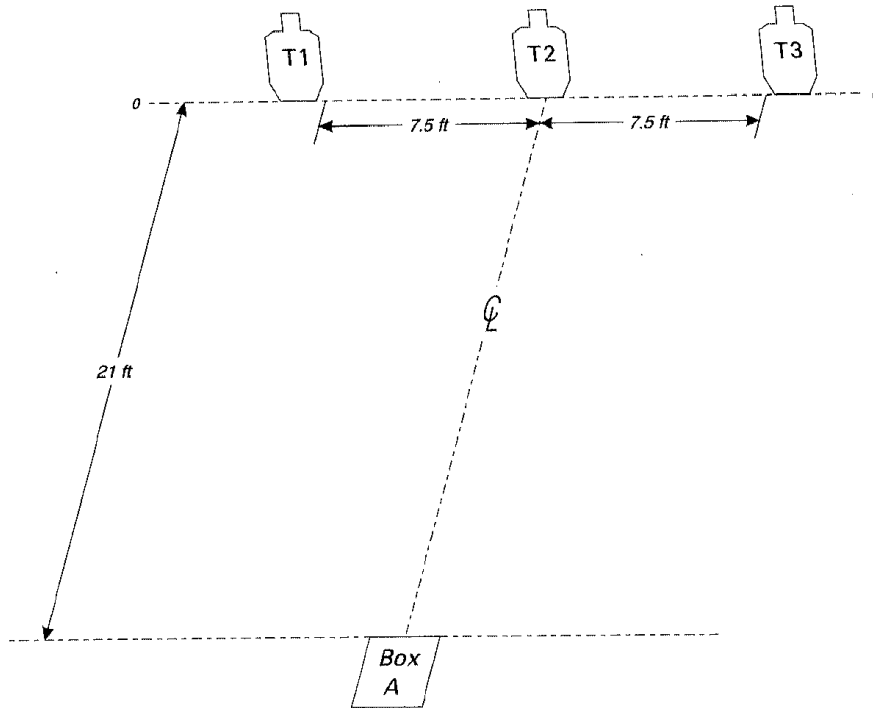
START POSITION: Standing in Box A, both arms hanging relaxed at sides or both wrists above respective shoulders - shooter's choice. Handgun is loaded and holstered as per ready condition in rule 8.1.1 and 8.1.2.

STAGE PROCEDURE

- String 1. Start facing uprange. Upon start signal, turn, from Box A engage T1-T3 with only two rounds per target.
- String 2. Start facing targets, hand position opposite of string one, upon start signal, from Box A, engage T1-T3 with only two rounds per target.

SCORING

- SCORING:** Virginia Count, 12 rounds, 60 points
- TARGETS:** 3 IPSC
- SCORED HITS:** Best 4/paper
- START - STOP:** Audible - Last shot
- PENALTIES:** Per current edition USPSA Practical Shooting Handbook.



SETUP NOTES: Set paper targets to 5 feet high at shoulders. Box A is 3 feet by 3 feet. Angle T1 and T3 to face shooting box.



Range 1