



CM 99-33

Raw Deal

RULES: Practical Shooting Handbook, Latest Edition COURSE DESIGNER: Dan Ridgley

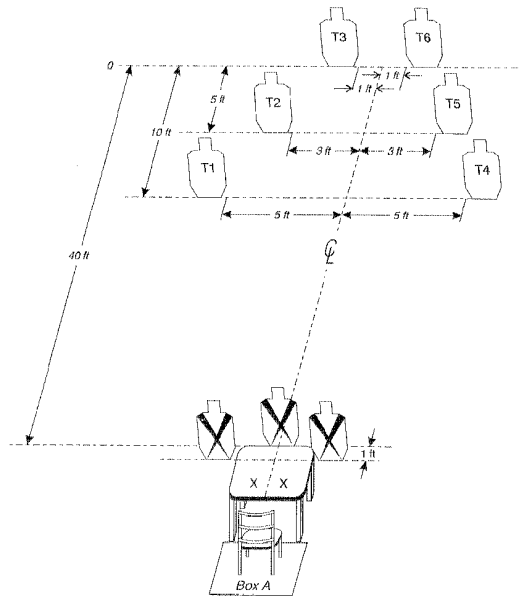
START POSITION: Seated in chair holding cards (there are two standard poker playing cards) one in each hand being held by the thumb and index finger, elbows on X's. Handgun is loaded and holstered as per ready condition in rule 8.1.1 and 8.1.2.

STAGE PROCEDURE

Upon start signal, from Box A, engage only T1-T3 (or only T4-T6) with only two rounds per target. Then make a mandatory reload and from Box A, engage only the three remaining targets with only two rounds per target. Competitor must remain in Box A for all shots fired but does not have to remain seated.

SCORING

SCORING: Virginia Count, 12 rounds, 60 points
TARGETS: 6 IPSC
SCORED HITS: Best 2/paper
START - STOP: Audible - Last Shot
PENALTIES: Per current edition USPSA Practical Shooting Handbook.
Failure to make the mandatory reload will result in one procedural penalty per shot fired.



SETUP NOTES: Set targets to 5 feet at shoulders. Table is standard folding card table (40 inches by 40 inches). X's for elbow placement are 6 inches right and left of centerline and 6 inches in from edge of table nearest competitor. No-shoots are set so that the bases



of the no-shoots are at table height and sides are even with edge of table. Box A is 4 feet by 4 feet. There are two standard poker-playing cards, one is to be held in each hand by the thumb and index finger.

NOV

BOB WASSUM (U) KANSAS 2

RULES: Practical Shooting Handbook, Latest Edition **COURSE DESIGNER:** Robert Stoehr

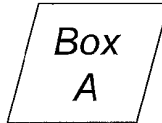
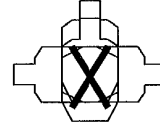
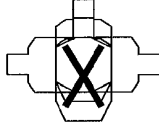
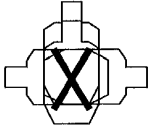
START POSITION: Standing box A facing targets, hands behind head.

STAGE PROCEDURE

On signal draw and engage each target with 2 rounds each.
*PERFORM A MANDATORY RELOAD
BETWEEN ARRAYS.*

SCORING

SCORING: Comstock, rounds 18
TARGETS: IPSC
SCORED HITS: Best per IPSC
START-STOP: Audible - Last shot
PENALTIES: Procedural -10
No-shoot hit. -10
Miss. -10



SETUP NOTES:

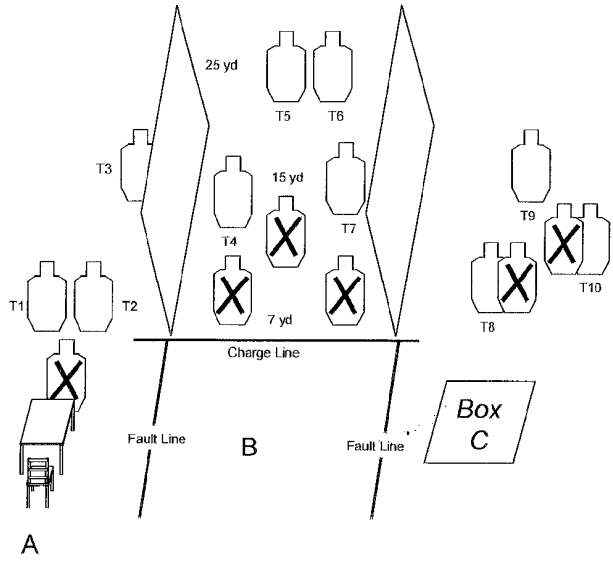
RO NOTES:

Nov

Aim II

RULES: Practical Shooting Handbook, Latest Edition **COURSE DESIGNER:** Cindy Noyes, A8913

START POSITION: Seated at A, hands on knees, back on backrest of chair, gun on table	
<p>STAGE PROCEDURE</p> <p>At signal, retrieve gun and engage only targets T1-T3 before crossing fault line at A. Proceed through Area B engaging only targets T4-T7 as they become available. From Box C, engage only targets T8-T10.</p>	<p>SCORING</p> <p>SCORING: Comstock, 20 rounds, 100 points TARGETS: 10 IPSC SCORED HITS: Best 2 per IPSC START-STOP: Audible - Last shot PENALTIES: Procedural -10 No-shoot hitL -10 Miss. -10</p>



SETUP NOTES: Noshoots may be repositioned or added as necessary to prevent wall shots or shoot-thrus.	RO NOTES:
---	------------------

NOV