

10/18 sierra



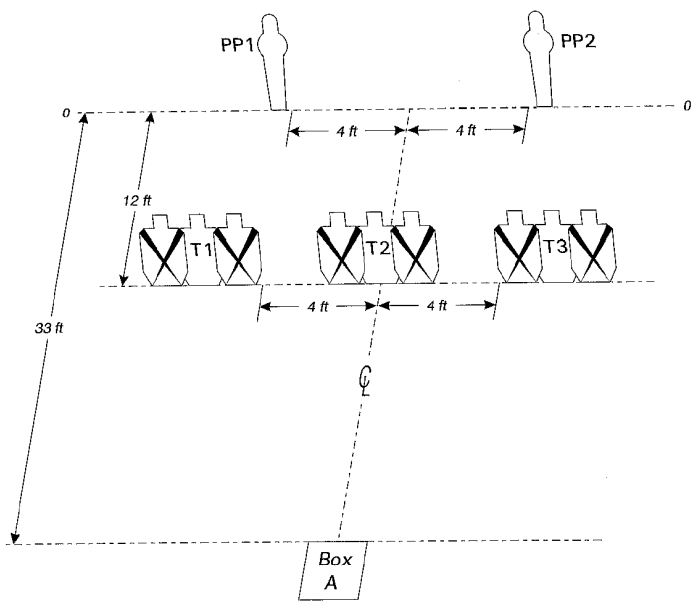
CM 06-04 Fluffy's Revenge 1

RULES: USPSA Rule Book, Current Edition COURSE DESIGNER: Beth Wingfield


START POSITION: Standing erect in Box A, arms relaxed at sides. Handgun is loaded and holstered as per ready condition in rule 8.1.1 and 8.1.2.

STAGE PROCEDURE
On signal, engage targets from Box A only.

SCORING
SCORING: Comstock, 8 rounds, 40 points
TARGETS: 3 IPSC, 2 Pepper poppers
SCORED HITS: Best 2/paper, KD=1A
START - STOP: Audible - Last shot
PENALTIES: Per current edition of USPSA Rule Book.



SETUP NOTES: Set paper targets to 5 feet high at shoulders. Scoring lines of no-shoots overlay C-zone scoring lines of targets. Center of T2 is center line of course. Box A is 3 feet by 3 feet.



Range 3

oct

Stage# 1 26 Rounds

Zombies: Round 2

Comstock strings 1

13 Paper 0 Steel

Hands at Sides

In box, with heels against the marks.

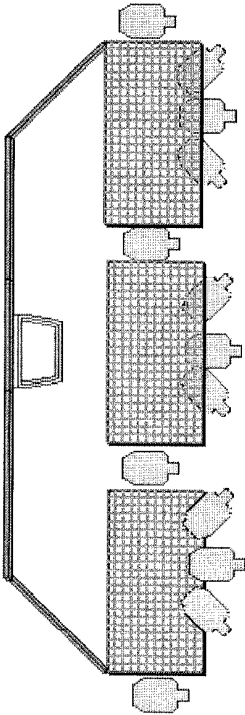
Procedure:

At the buzzer draw and engage the targets as they become visible. 2 Shots per Target.

Stage Setup Notes:

Empty text box for stage setup notes.

Make a Donation



Range 6
GCT

Stage# 1 18 Rounds

Zombies: Round 1

Comstock strings 1

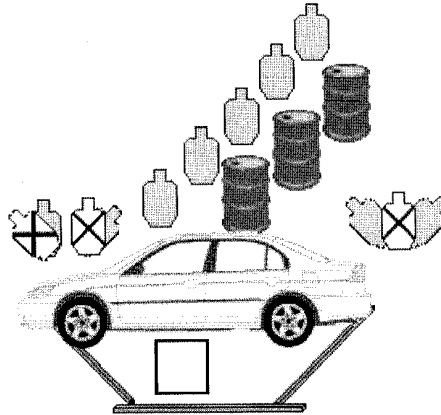
9 Paper 0 Steel

Hands on X's

Start standing in box, with hands on the X's.

Procedure:

When the buzzer goes off engage all targets as they become visible. Shooter must remain in the fault zone.



Stage Setup Notes:

[Empty box for Stage Setup Notes]

[Make a Donation](#)

Range 4

OCT